

Ceramic Bandpass Filter 50Ω

ZBA-65R-1400BW300C



■ Features

- ROHS Compliant
- High power rating
- High rejection

■ Electrical Specifications

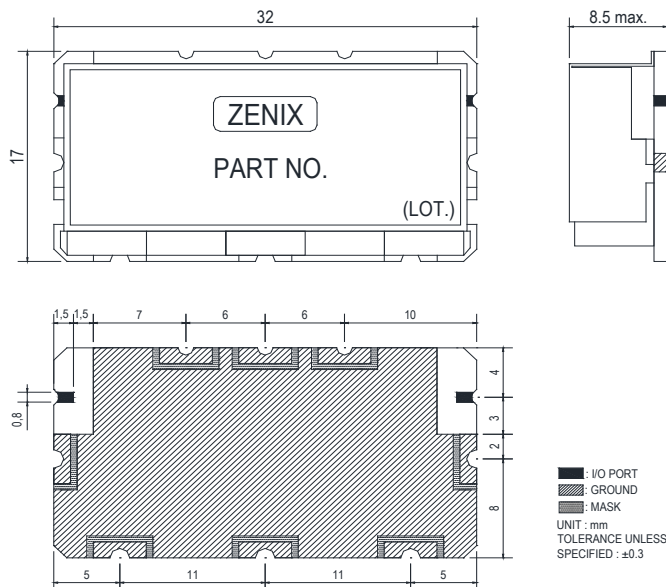
Parameter	Frequency (MHz)	Min.	Typ.	Max.	Unit
Center frequency	1400	-	1400	-	MHz
Bandwidth	300	1250	-	1550	MHz
Insertion Loss	1250 ~ 1550	-	1.0	2.0	dB
Ripple		-	0.5	1.0	dB
Return Loss		15.0	16.0	-	dB
Attenuation	1030	48.0	51.0	-	dB
	2250 ~ 2580	50.0	56.0	-	dB
	-	-	-	-	-
	-	-	-	-	-
	-	-	-	-	-

■ Maximum Ratings

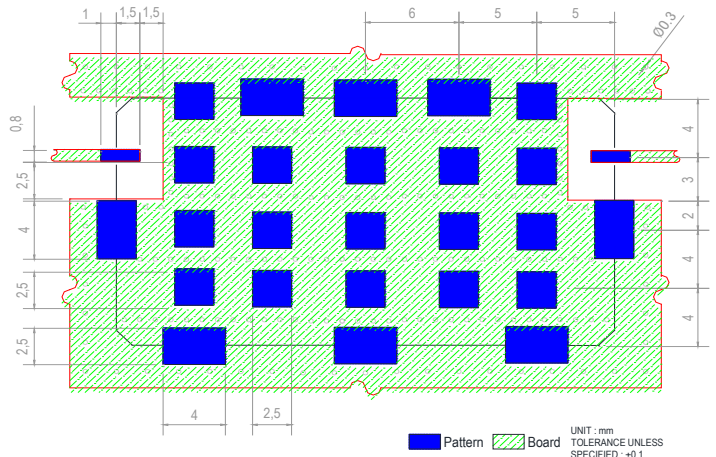
Input Power Handling	5Watt max.
Operating Temperature	-30°C to 70°C
Storage Temperature	-40°C to 95°C

• Permanent damage may occur if any of these limits are exceeded.

■ Dimension



■ PCB Layout



RF&MICROWAVE TOTAL SOLUTION

For product information and a complete list of distributors, please go to our website

address : (Heungdeok IT Valley Tower-2111) 13, Heungdeok 1-ro, Giheung-gu, Yongin-si, Gyeonggi-do, Republic of Korea 16954

Tel : +82-31-8025-7100

Fax : +82-31-8025-7200

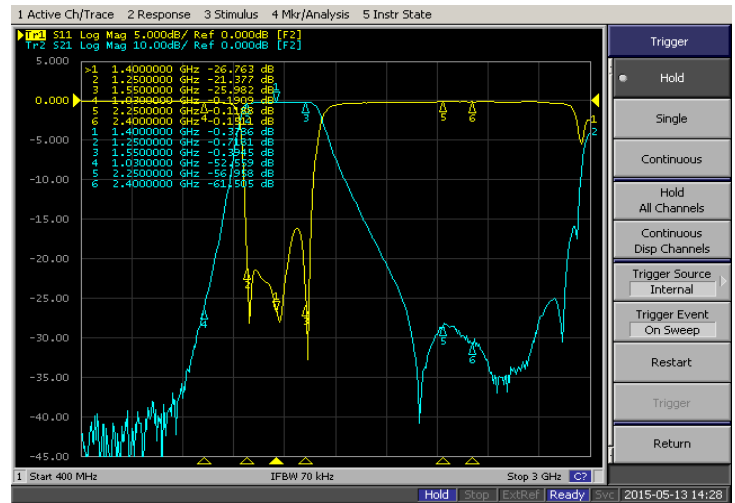
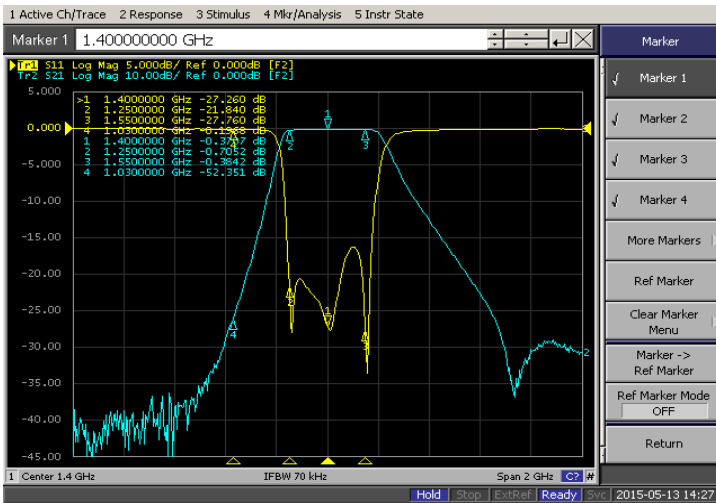
www.zenix08.com

Ceramic Bandpass Filter 50Ω

ZBA-65R-1400BW300C

Typical Performance Data at 25°C

- Insertion Loss, Ripple, Return Loss, Attenuation



For product information and a complete list of distributors, please go to our website

www.zenix08.com

address : (Heungdeok IT Valley Tower-2111) 13, Heungdeok 1-ro, Giheung-gu, Yongin-si, Gyeonggi-do, Republic of Korea 16954

Tel : +82-31-8025-7100

Fax : +82-31-8025-7200